

Game Rules

The objective in **French Roulette** is to predict the number on which the ball will land by placing one or more bets that cover that particular number. The wheel in French Roulette includes the numbers 1-36 plus a single 0 (zero).

After betting time has expired, the ball is spun within the Roulette wheel. The ball will eventually come to rest in one of the numbered pockets within the wheel. You win if you have placed a bet that covers that particular number.

Bet Types

You can place many different kinds of bets on the Roulette table. Bets can cover a single number or a certain range of numbers, and each type of bet has its own payout rate. Bets made on the numbered spaces on the betting area, or on the lines between them, are called Inside Bets, while bets made on the special boxes below and to the side of the main grid of numbers are called Outside Bets.

INSIDE BETS:

- **Straight Up** - place your chip directly on any single number (including zero).
- **Split Bet** - place your chip on the line between any two numbers, either on the vertical or horizontal.
- **Street Bet** - place your chip at the end of any row of numbers. A Street Bet covers three numbers.
- **Corner Bet** - place your chip at the corner (central intersection) where four numbers meet. All four numbers are covered.
- **Line Bet** - place your chip at the end of two rows on the intersection between the two rows. A line bet covers all the numbers in both rows, a total of six numbers.

OUTSIDE BETS:

- **Column Bet** - place your chip in one of the boxes marked "2 to 1" at the end of the column that covers all 12 numbers in that column. The zero is not covered by any column bet.
- **Dozen Bet** - place your chip in one of the three boxes marked "1st 12," "2nd 12" or "3rd 12" to cover the 12 numbers alongside the box.
- **Red/Black** - place your chip in the Red or Black box to cover the 18 red or 18 black numbers. The zero is not covered by these bets.
- **Even/Odd** - place your chip in one of these boxes to cover the 18 even or 18 odd numbers. The zero is not covered by these bets.
- **1-18/19-36** - place your chip in either of these boxes to cover the first or second set of 18 numbers. The zero is not covered by these bets.

Neighbour Bets

Click/tap the **NEIGHBOUR BETS** button to view a special oval-shaped betting area that allows you to more easily place neighbour bets and other special bets. Re-click/tap the button to close/re-open this feature.



Each bet covers a different set of numbers and offers different payout odds. Bet spots will be highlighted.



Tiers du Cylindre

This bet covers a total of 12 numbers that include 27, 33 and the numbers that lie between them on the side of the Roulette wheel opposite to zero. 6 chips are placed as follows:

- 1 chip on the 5/8 split
- 1 chip on the 10/11 split
- 1 chip on the 13/16 split
- 1 chip on the 23/24 split
- 1 chip on the 27/30 split
- 1 chip on the 33/36 split

Orphelins a Cheval

This bet covers a total of 8 numbers on the two segments of the Roulette wheel not covered by the *voisins du zero* and *tiers du cylindre* bets above. 5 chips are placed as follows:

- 1 chip on 1 (straight up)
- 1 chip on the 6/9 split
- 1 chip on the 14/17 split
- 1 chip on the 17/20 split
- 1 chip on the 31/34 split

Voisins du Zero

This bet covers a total of 17 numbers that include 22, 25 and the numbers that lie between them on the side of the Roulette wheel that contains zero. 9 chips are placed as follows:

- 2 chips on the 0/2/3 street
- 1 chip on the 4/7 split
- 1 chip on the 12/15 split
- 1 chip on the 18/21 split
- 1 chip on the 19/22 split
- 2 chips on the 25/26/28/29 corner
- 1 chip on the 32/35 split

Jeu Zero

This bet covers zero and the 6 numbers in close proximity to zero on the roulette wheel: 12, 35, 3, 26, 0, 32 and 15. 4 chips are placed as follows:

- 1 chip on the 0/3 split
- 1 chip on the 12/15 split
- 1 chip on 26 (straight up)
- 1 chip on the 32/35 split

A **neighbour bet** covers a particular number as well as other numbers that lie in close proximity to it on the roulette wheel. To place a neighbour bet, click/tap a specific number on the racetrack. A chip will be placed on the chosen number and on numbers that neighbour it to the right and left. Click/tap on the circular “-“or “+“ button to increase or decrease the set of neighbours to the right and left of the chosen number.

Favourite & Special Bets

FAVOURITE BETS

The optional Favourite Bets feature allows you to save a preferred bet or combination of different types of bets for easier placement in future rounds at any Roulette table. You can save and edit a list of up to 15 of your favourite bets under different names.

SAVE A FAVOURITE BET

To open the Favourite Bets menu, click/tap the **FAVOURITE BETS** button. Re-click/tap the button to close this feature.



After you have placed a favourite bet or combination of bets on the Roulette table, click/tap the **SAVE LAST BET** link in the Favourite Bets menu. A default name for this bet will be suggested, but you are welcome to enter a more easily recognisable name. You can then save and add this bet to your list of favourite bets by clicking/tapping the **SAVE** button or by pressing “Enter” on your keyboard.



PLACE A FAVOURITE BET

When you wish to place a favourite bet during the betting phase of a Roulette round, open the Favourite Bets menu to view a list of all bets you previously saved. They will be listed in chronological order, with the favourite bet you saved earliest listed first. You can hover your cursor over the name of any listed bet to see how chips will be placed on the Roulette table accordingly. Click/tap the name of each desired bet to place it. You can also multiply (double, triple, quadruple...) the amount of any favourite bet you have placed by clicking/tapping its name more than once.

RENAME OR DELETE A FAVOURITE BET

When the Favourite Bets menu is open, you can click/tap the **EDIT** button to delete or rename any listed bet.



Rename any listed bet by first clicking/tapping within the grey text box that surrounds its current name. You can then enter a new name and save it by clicking/tapping the **SAVE** button or by pressing "Enter" on your keyboard.

Delete any bet you no longer wish to keep in your list of favourite bets by clicking/tapping its respective **DELETE** button.



When you are finished editing your list of favourite bets, click/tap the **SAVE** button in the top right corner of the Favourite Bets menu or click/tap the **FAVOURITE BETS** button.

SPECIAL BETS

Under the second tab in Favourite Bets, you can more easily place *Finale en plein* and *Finale a cheval* bets.

Finale en Plein

- **Finale en plein 0** – 4-chip bet covers 0+10+20+30, each with 1 chip
- **Finale en plein 1** – 4-chip bet covers 1+11+21+31, each with 1 chip
- **Finale en plein 2** – 4-chip bet covers 2+12+22+32, each with 1 chip
- **Finale en plein 3** – 4-chip bet covers 3+13+23+33, each with 1 chip
- **Finale en plein 4** – 4-chip bet covers 4+14+24+34, each with 1 chip
- **Finale en plein 5** – 4-chip bet covers 5+15+25+35, each with 1 chip
- **Finale en plein 6** – 4-chip bet covers 6+16+26+36, each with 1 chip
- **Finale en plein 7** – 3-chip bet covers 7+17+27, each with 1 chip
- **Finale en plein 8** – 3-chip bet covers 8+18+28, each with 1 chip
- **Finale en plein 9** – 3-chip bet covers 9+19+29, each with 1 chip

Finale a cheval

- **Finale a cheval 0/3** – 4-chip bet covers 0/3+10/13+20/23+30/33, each with 1 chip
- **Finale a cheval 1/4** – 4-chip bet covers 1/4+11/14+21/24+31/34, each with 1 chip
- **Finale a cheval 2/5** – 4-chip bet covers 2/5+12/15+22/25+32/35, each with 1 chip
- **Finale a cheval 3/6** – 4-chip bet covers 3/6+13/16+23/26+33/36, each with 1 chip
- **Finale a cheval 4/7** – 4-chip bet covers 4/7+14/17+24/27+34, each with 1 chip
- **Finale a cheval 5/8** – 4-chip bet covers 5/8+15/18+25/28+35, each with 1 chip
- **Finale a cheval 6/9** – 4-chip bet covers 6/9+16/19+26/29+36, each with 1 chip
- **Finale a cheval 7/10** – 3-chips bet covers 7/10+17/20+27/30, each with 1 chip
- **Finale a cheval 8/11** – 3-chip bet covers 1+8/11+18/21+28/31, each with 1 chip
- **Finale a cheval 9/12** – 3-chip bet covers 2+9/12+19/22+29/32, each with 1 chip

Complete Bets

A Complete Bet places all of the inside bets on a specific number.

For example, a Complete Bet on number 36 will place 18 chips to completely cover it, as follows: 1 chip on Straight-up 36, 2 chips on each of Split bets 33/36 and 35/36, 3 chips on Street bet 34/35/36, 4 chips on 32/33/35/36 Corner bet and 6 chips on Line bet 31/32/33/34/35/36.

Winning Numbers

The **WINNING NUMBERS** display shows the most recent winning numbers.

15 1 0 36 35 12 7 32 13 5 22 10 ▲

The result of the most recently completed round is listed on the left. Black numbers appear in white, and red numbers appear in red.

Statistics

Click/tap the **STATISTICS** button to view a diagram of the winning numbers in up to 500 of the most recent game rounds. Use the slider to alter the number of past rounds to apply.

When you hover your cursor over any part of the statistics diagram, the spot on the betting table where a chip would be placed is highlighted. Simply click/tap the bet to place your chip.

Payouts

Your payout depends on the type of placed bet.

INSIDE BETS

BET TYPE	PAYOUT
Straight Up	35:1
Split	17:1
Street	11:1
Corner	8:1
Line	5:1

OUTSIDE BETS

BET TYPE	PAYOUT
Column	2:1
Dozen	2:1
Red/Black	1:1
Even/Odd	1:1
1-18/19-36	1:1

La Partage rule gives half the money back on even chances bets when the ball lands on zero.

Malfunction voids all pays and play.

Return to Player

The optimal theoretical return-to-player percentage is 98.65%.

Place Bets

The **BET LIMITS** panel heading shows the minimum and maximum allowed bet limits at the table.

French Roulette € 2 - 5,000

To participate in the game, you must have sufficient funds to cover your bets. You can see your current **BALANCE** on your screen.

BALANCE
€ 100,000.00

The **TRAFFIC LIGHTS** tell you the current status in the game round by informing you of when you can bet (GREEN light), when the betting time is nearly over (YELLOW light), and when betting time has expired (RED light).

PLACE YOUR BETS


The **CHIP DISPLAY** allows you to select the value of each chip you wish to bet. Only chips of denominations that can be covered by your current balance will be enabled.



Once you have selected a chip, place your bet by simply clicking/tapping the appropriate betting spot on the game table. Each time you click/tap the betting spot, the amount of your bet increases by the value of the selected chip or up to the maximum limit for the type of bet you have selected. Once you have bet the maximum limit, no additional funds will be accepted for that bet, and a message will appear above your bet to notify you that you have bet the maximum.

NOTE: Please do not minimise your browser or open any other tab in your browser while betting time remains and you have placed bets on the table. Such actions will be interpreted as leaving the game, and your bets will therefore be declined for that particular game round.

The **SPIN NOW** button allows you and your fellow players to avoid the wait for the normal betting time period to expire. Having placed your bet, you can click/tap the SPIN NOW button. The spin of the wheel will start as soon as all the players at that table have clicked/tapped the SPIN NOW button. When there are more than a certain number of players at the table, the SPIN NOW button is not visible and the wheel is only spun when the normal betting time period has expired.



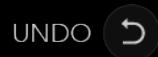
The **DOUBLE (2x)** button becomes available after you have placed any bet. Each click/tap doubles all your bets up to the maximum limit. Note that you must have a sufficient account balance to double ALL your placed bets.



The **REPEAT** button allows you to repeat all bets from the previous game round. This button is available only before the first the chip is placed.

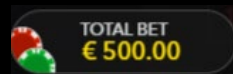


The **UNDO** button removes the last bet you placed.



You can click/tap the UNDO button repeatedly to remove bets, one by one, in the reverse order of which they were placed. Note that bets can only be removed while betting time still remains (green or yellow light).

The **TOTAL BET** indicator displays the total amount of all bets placed in the current round.



Autoplay

Autoplay allows you to repeat a selected bet/s for a chosen number of game rounds.

To start Autoplay, place your bets on the betting grid as usual and then click/tap the Autoplay button.



The Autoplay panel will open and allow you to select the total amount of rounds to be auto-played. Click/tap and drag on the slider control to select the desired number of Autoplay rounds, then click START to Autoplay.

Your Autoplay limit will be displayed in the Autoplay panel. (Example: a total bet of €200 made on the betting grid x 10 Autoplay rounds selected by you = Autoplay limit of €2000.)

The automatic game rounds will continue until the chosen number of Autoplay rounds is complete or the player stops it. You cannot place additional bets or double your bets while Autoplay is running. Such actions will stop Autoplay.

You can keep track of the rounds remaining as they are displayed in an indicator on the Autoplay button.

You can end Autoplay at any time by simply stopping Autoplay.

Chat

You can chat with the dealer and other players. Enter your message in the CHAT field. To post your message, press Enter or the arrow button within the field.

Use the **CHAT** button to enlarge or, alternatively, to close the chat window.



You can resize and move the chat window anywhere on your screen.

Game Number

Each game round is identified by a unique **GAME NUMBER**.

#21:10:10

This number reflects when the game round began in terms of GMT by *hour: minute: second*. Please use this game number for reference (or take a screenshot of the game number) if you wish to contact Customer Service regarding a particular round.

Sound

The **SOUND** button will mute/un-mute all game sounds and voice from the game. Note that if you change tables, the sound will automatically un-mute.



You can alter your sound settings by clicking/tapping the **SETTINGS** button and then selecting the **SOUND** tab.

Game History

The **HISTORY** button will launch a window showing all live game rounds you have played and the results of those rounds.



You can review your past gaming activity by viewing your:

- **ACCOUNT HISTORY** – Shows your complete account history as a list of dates, games, bet amounts and payouts. The game round completed most recently appears at the top of the list.
- **GAME HISTORY** – Shows your history related to a particular game once you tap/click the game in the **GAME** column.

Settings

The **SETTINGS** button launches a menu of user-changeable settings.

Your chosen settings will be applied at once and will be stored to your profile. Stored settings will be launched automatically when you log in from any device.

You can alter settings to change your general game settings.



Settings are organised under several main tabs in the SETTINGS window:

GENERAL

- You can hide/unhide other players' chat messages.

VIDEO

Your video quality is auto-adjusted, but you can manually change your video quality by selecting specific stream.

SOUND

You can mute/unmute your DEALER'S VOICE and GAME SOUND and adjust their relative volumes.

Deposit and Withdraw

The **CASHIER** button will open the cashier/banking window for deposits and withdrawals.



Responsible Gaming

The **RESPONSIBLE GAMING** button allows you to access the page outlining the Responsible Gaming policy. This page provides useful information and links regarding responsible online gaming behaviour and informs you of how to set limitations to your game sessions.



Error Handling


If there is any error in the game, gambling system or game procedure, the game round will be temporarily paused while the dealer notifies the shift manager. You and other players will be notified via Chat, or by an on-screen pop-up message, that the issue is being investigated. If the manager can immediately resolve the error, the game round will continue as normal. If immediate resolution is not possible, the game round will be cancelled and initial bets will be refunded to all players who participated in the game round.

Disconnection Policy

If you are disconnected from a game round, any placed bets remain valid and are settled in your absence. Upon reconnecting, you can view bet outcomes in the History window.

More Games

The **LOBBY** button (if applicable) can be selected at any time from any game.



It allows you to easily change game table or select any other live game. You will not be removed from this table until you have actually selected the new table you wish to join. You can use the LOBBY to browse other games while still playing at your current table.

Multi-Game Play

If you enjoy non-stop action, you can join up to 4 different game tables simultaneously and view them all in the same browser window!

After you have joined at least one game table, click on LOBBY. In the lobby or game, click the **+TABLE** button associated with that table to join it. (Certain tables may be unavailable for multi-game play and will therefore not display a **+TABLE** button.)

+ TABLE

After you have joined multiple tables, you will be able to resize your browser window as a whole, but you will not be able to resize each game table window separately.

You can exit any table without affecting your presence at other tables you have joined. To exit a table, click the **X** button.

Please note:

- The **X** button to exit a table is not accessible when the table is displayed in full-screen mode.
- You will exit a table automatically if you join the same table through a different device/browser.

We kindly advise you to join only as many tables as your screen can accommodate while still allowing you to place bets deliberately and accurately.

Shortcut Keys

Shortcut keys can be used to quickly perform useful game functions.

KEY	FUNCTION
Number Keys from 1 onwards	Select the desired chip from the chip display. Key "1" corresponds to the leftmost chip with the lowest value. Key "2" selects the next highest value chip, and so on.
SPACEBAR	Repeat your most recent bet. Click SPACEBAR a second time to double your bet.
CTRL+Z (CMD+Z)	Undo your last bet.
DELETE	Undo your last bet. Hold DELETE for 3 seconds to remove all your bets.
ESC	When applicable, the ESC key can be used to: <ul style="list-style-type: none">• Exit full-screen mode• Close an open pop-up window (History, Help, Settings etc.)• Open the LOBBY.